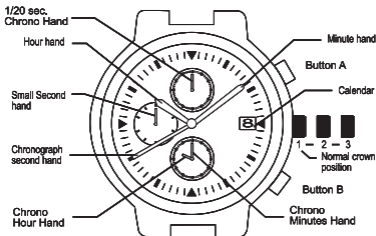


# Chronograph Caliber 92

---



## A. To set the time

1. Pull crown gently to position 3.
2. Turn crown clockwise to set the hands to desired time.
3. Push crown back to position 1.

## B. To set the date

1. Pull crown gently to position 2.
2. Turn crown clockwise until desired date appears in calendar window.
3. Push crown back to position 1.

**EXP**  
**EXPEDITION**

### C. To set Chrono hands to zero position

Pull crown to position 2. Then push Button A for 2 second, and use push Button B to set the zero position of the chronograph hands with the following sequence:

First Push of Button A ( hold for 2 sec) for  
(1/20 sec Chrono Hand)

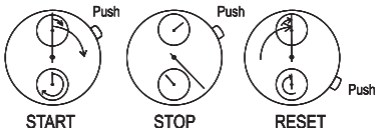


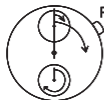
Second Push of Button A (hold for 2 sec) for  
(Chrono Second Hand)



Third push of Button A (hold for 2 sec) for  
( Chrono Hour and Min Hands)

### D. Total Time

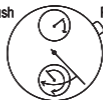


**E. Accumulated Time**

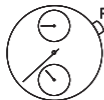
START



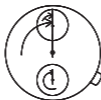
STOP



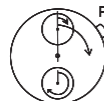
RESTART



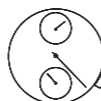
STOP



RESET

**F. Split Time**

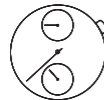
START



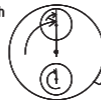
SPLIT



RESPLIT



STOP



RESET